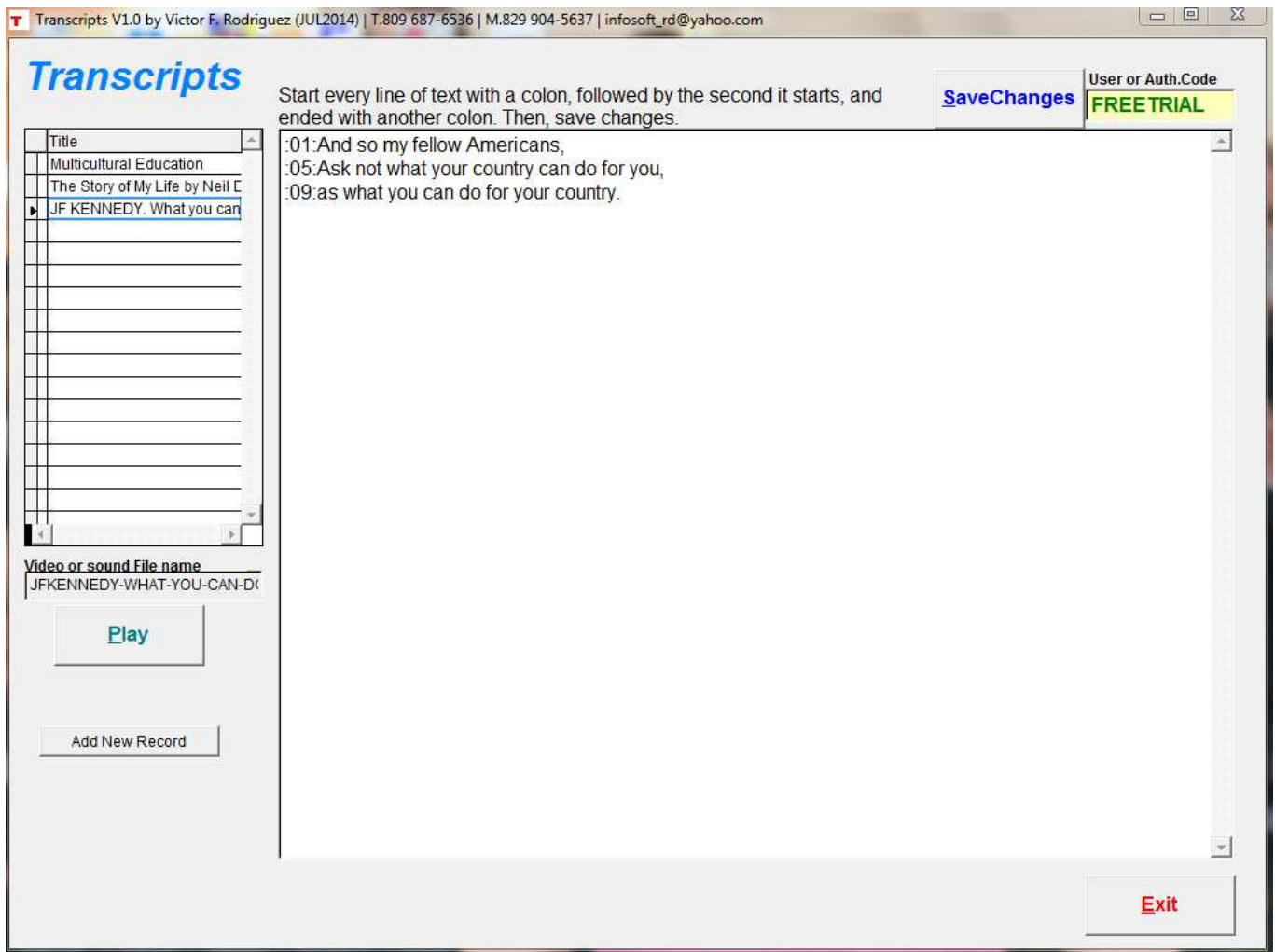


How to use **TRANSCRIPTS**

Transcripts is an application developed for language learners who wish to make transcripts of a media file. The file must be opened with Windows Media Player. It may be used also by persons who like to show the text is spoken on movies or videos or song recordings.

Figure 1

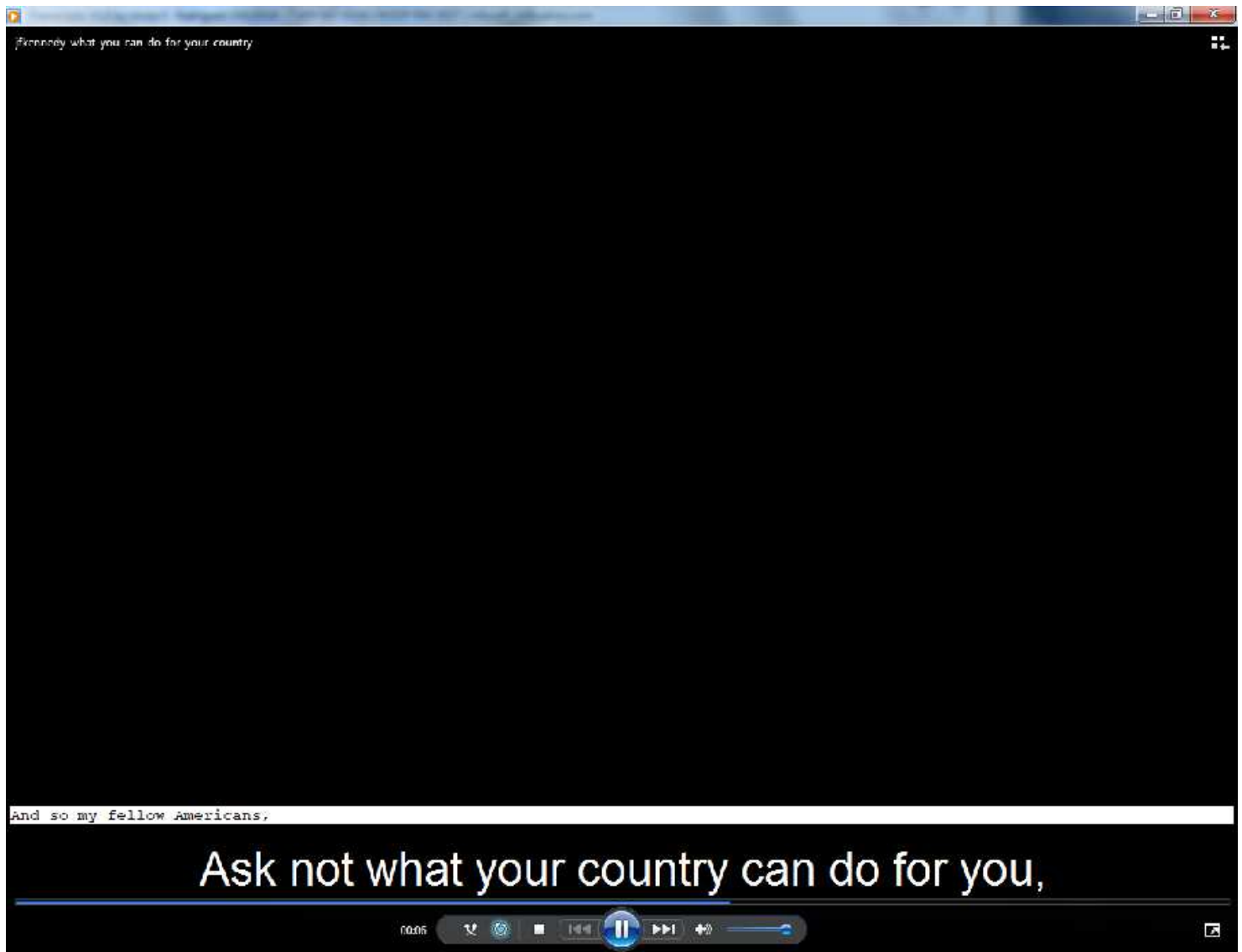


The FREE TRIAL version, which is the one you download for the first time, can be converted for unlimited use if payment is done.

When payment is done, you must include the Authorization Code in the box where the word **FREE TRIAL** is contained. This will allow to add new records. The FREE TRIAL version only allows to modify the records included in the downloaded version.

Figure 1 shows the transcription of the third record. When you click on the **Play** button Windows Media Player will open the file JFKENNEDY-WHAT-YOU-CAN-DO-FOR-YOUR-COUNTRY.WMA

Figure 2



In the Edit box of the TRANSCRIPTS form you see the following text:

:01:And so my fellow Americans,
:05:Ask not what your country can do for you,
:09:as what you can do for your country.

Transcripts allows you to display the text on the WMP screen at the precise moment is outputted.

In this example, the phrase “Ask not what your country can do for you,” is presented at the fifth second after the sound file initiated.

So, this means that the text that follows will be shown at the second 9.

Play yourself with this example, change the text, change the timing. Remember that you need to start every text with a colon, then the second and again, a colon.

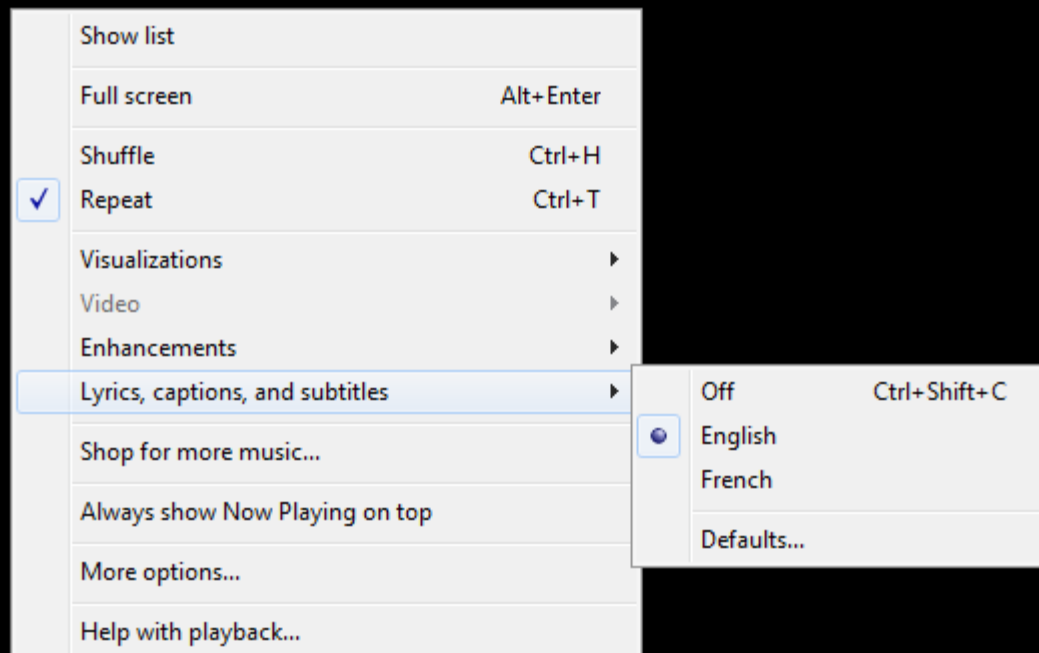
Some people use this program to translate the dialogs of a movie into another language. A process that is called “dubbing”.

Download from <http://linguistic.9york.com/listening-and-writing-exercises-for-language-learners.html>

Important Note:

Make sure that your own installation of Microsoft Windows Media Player has activated the option of LYRICS, CAPTIONS, AND SUBTITLES as shown in figure 3

Just make a right click in the screen, and UNSELECT the OFF option.



"The Story of my life" by Neil Diamond